



USER MANUAL

ADAPTER FOR MEASURING LEAKAGE CURRENTS

PAT-3F-PE



USER MANUAL

ADAPTER FOR MEASURING LEAKAGE CURRENTS PAT-3F-PE



**SONEL S.A.
Wokulskiego 11
58-100 Świdnica
Poland**

Version 2.00 25.08.2020

CONTENTS

1	<i>Safety</i>	3
2	<i>Measurement of PE leakage current in 1- and 3-phase welding machines</i>	3
3	<i>Cleaning and maintenance</i>	6
4	<i>Dismantling and disposal</i>	6
5	<i>Manufacturer</i>	6

1 Safety

The adapter with PAT-86 meter is designed to measure PE leakage current in single-phase and three-phase devices during control tests. Standard three-phase sockets: 16A/3P+N+PE and 32A/3P+N+PE.



NOTE!

- The adapter may be used only with PAT-86 meter to measure the leakage current in single- and three-phase welding machines.
- Any application that differs from those specified in the present manual may result in danger to the user. Do not use the adapter as an extension cord. Do not use the adapter for power measurements.
- Do not touch the device connected to the adapter.
- During the test, use only one circuit of the adapter. Unused adapter plugs should be placed in its appropriate sockets.
- Tested device connected to the adapter has no direct connection to PE wire of the mains.
- The manufacturer shall not be responsible for losses caused by connecting the adapter to a damaged device.

2 Measurement of PE leakage current in 1- and 3-phase welding machines

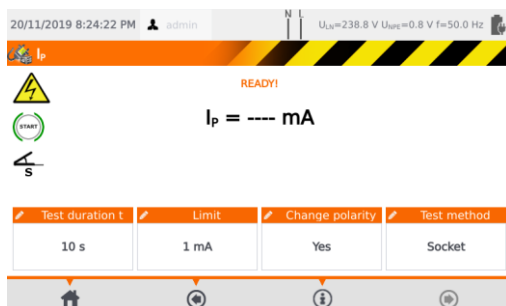
The adapter may be used for easy checking the PE leakage current in devices supplied from both single-phase and three-phase power supply – 16 A and 32 A.

1



In **Welding machines** menu press **I_p**.

2



In **Test method** select **Adapter**.

In **Change polarity** select **YES**, if the measurement is to be repeated for reverse polarity or **NO**, if the measurement is performed for only one polarity.

3

Insert the adapter's measurement plug into the **T1 socket** of the PAT meter.

4

Connect the measured device's power plug to the appropriate measurement socket in the adapter according to Fig. 1, Fig. 2 or Fig. 3.

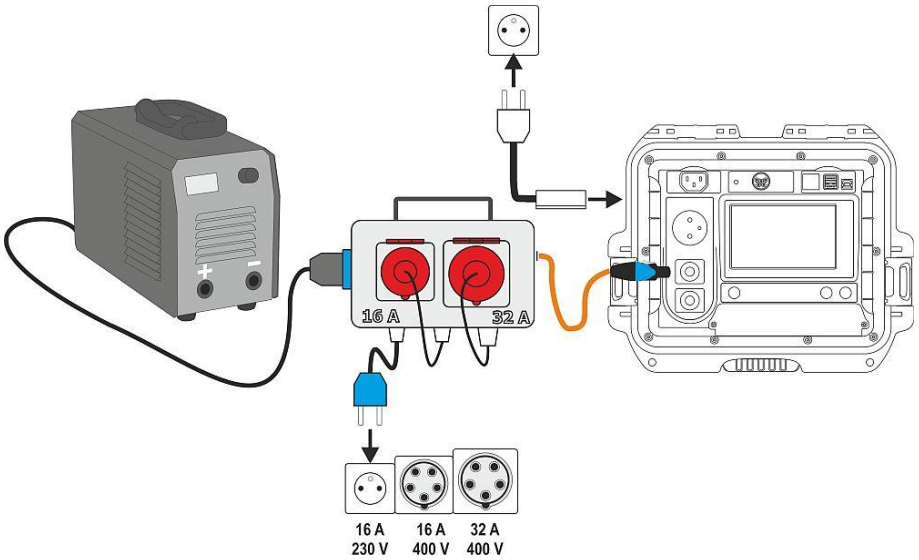


Fig. 1. PE leakage current measurement - single-phase power supply

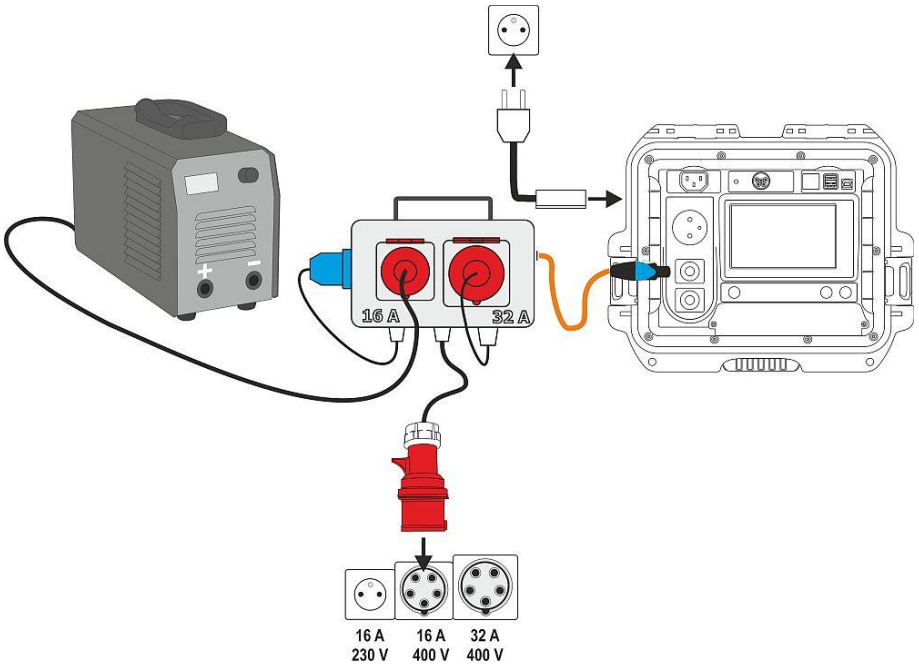


Fig. 2. PE leakage current measurement - three-phase power supply (16 A)

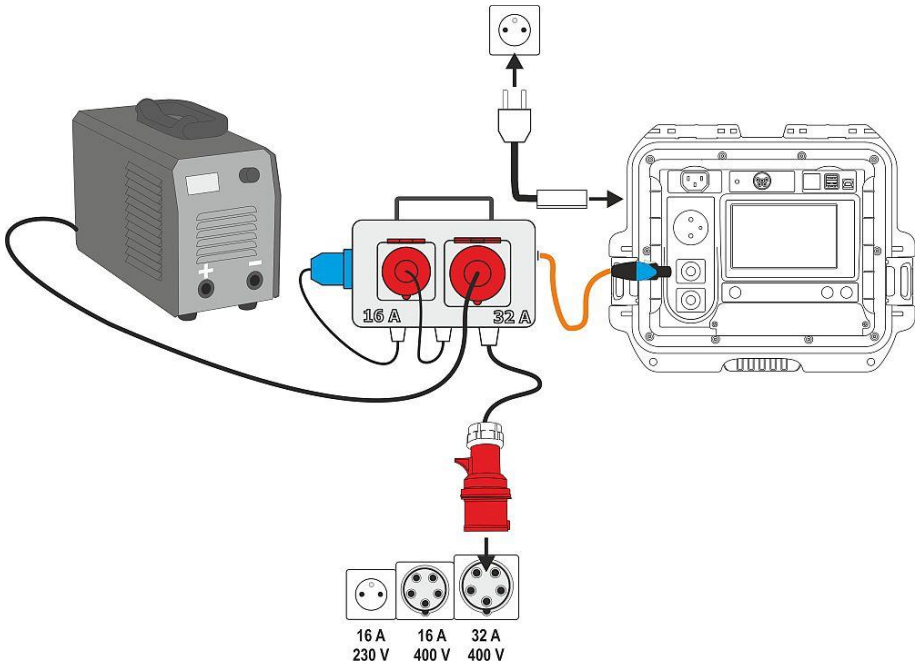


Fig. 3. PE leakage current measurement - three-phase power supply (32 A)

5



Press **START**.

Upon completing the measurement read the result. The test can be finished before the defined test time duration by pressing **STOP**.



NOTE!

- During the measurement in the test socket the voltage of mains is present.
- During the measurement of a faulty device, RCD switch may be triggered off.



- The adapter measures the leakage current of the tested device. This accessory enables measurement of the leakage current for devices that consume max 16 A for single-phase power supply and max 32 A for three-phase power supply.
- Leakage current may be directed not only to the PE wire, but to other grounded elements (e.g. water pipe), too. Current leaking outside the PE **cannot be measured** in this function.
- Ensure that the tested device is isolated from the conductive environment.
- Tested device must be turned on.
- Details for setting parameters of individual measurements are presented in the manual of PAT meter.

3 Cleaning and maintenance



NOTE!

Use only the maintenance methods specified by the manufacturer in this manual.

The casing of the adapter may be cleaned with a soft, damp cloth using all-purpose detergents. Do not use any solvents or cleaning agents which might scratch the casing (powders, pastes, etc.).

4 Dismantling and disposal

Worn-out electric and electronic equipment should be gathered selectively, i.e. it must not be placed with waste of another kind.

Worn-out electronic equipment should be sent to a collection point in accordance with the law of waste electrical and electronic equipment.

Before the equipment is sent to a collection point, do not dismantle any elements.

Observe the local regulations concerning disposal of packages.

5 Manufacturer

The manufacturer of the device and provider of guarantee and post-guarantee service:

SONEL S.A.

Wokulskiego 11

58-100 Świdnica

Poland

tel. (+48) 74 858 38 60

fax (+48) 74 858 38 09

e-mail: export@sonel.pl

web page: www.sonel.pl/en



NOTE!

Service repairs must be undertaken only by the manufacturer.

NOTES

NOTES



SONEL S.A.
Wokulskiego 11
58-100 Świdnica
Poland



+48 74 858 38 60
+48 74 858 38 00
fax +48 74 858 38 09

e-mail: export@sonel.pl
www.sonel.pl